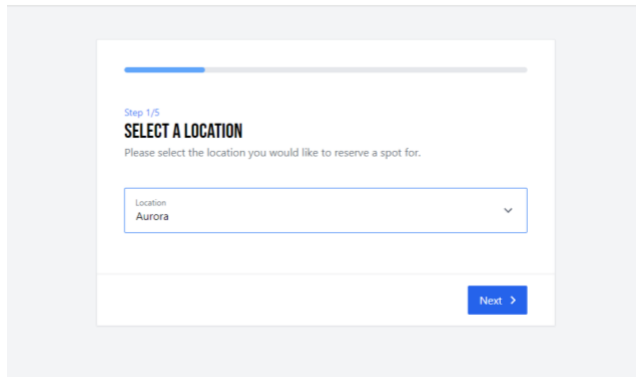
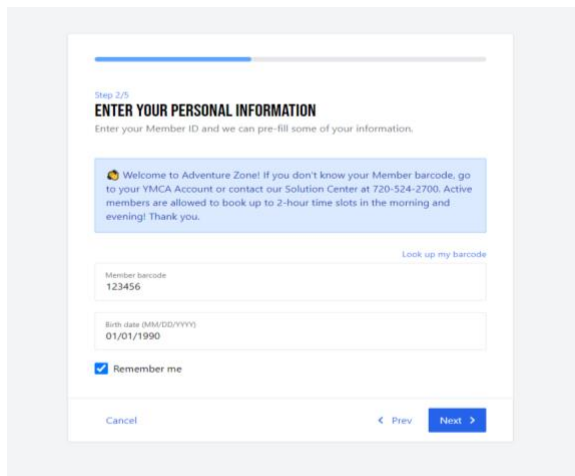


Denver YMCA Adventure Zone

How to create a reservation



Step 1 – Go to:
<https://reservations.alariscloud.com/den> and select the desired location from the dropdown and click “Next”.

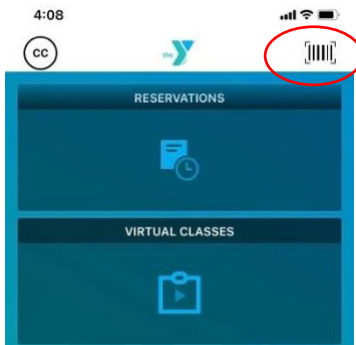


Step 2 – Enter in your Barcode ID, Birthdate and the Remember me box for future bookings and click “Next”.

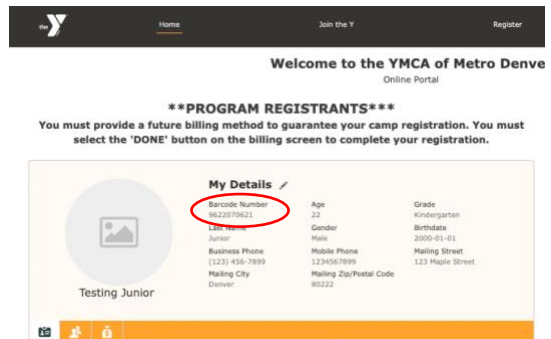
You can find your Barcode ID in your mobile app or your [YMCA Account](#).

Or you can stop by the front desk of your wellness center or call our Solution Center at 720 524 2700.

Mobile App



YMCA Account



Step 2/5
ENTER YOUR PERSONAL INFORMATION
 We use this information to confirm your reservation and reach out in case of an emergency.

First and last name
 JEREMY KELSTROM

Email address
 amy@alaris-us.com

Phone number
 123-456-7890

Cancel < Prev Next >

Step 3 – Confirm your personal member info and make sure the email shown is where you want the confirmation to go, update if needed, and click “Next”.

Step 3/5
ENTER YOUR CHILDREN'S INFORMATION
 Select the children you would like to reserve.

CADEN KELSTROM (Age 8) >

JUDE KELSTROM (Age 2) >

Cancel < Prev Next >

Step 4 – Select the children you are creating a reservation for from your list of kids and click “Next”.

Step 4/5
SELECT A TIME SLOT
 Select a day and duration.

TODAY WED THU FRI SAT SUN MON
 27 28 29 30 1 2 3

Select a duration
 90 min

Select a time slot

08:00 AM	08:15 AM	08:30 AM
08:45 AM	09:00 AM	09:15 AM
09:30 AM	09:45 AM	10:00 AM
10:15 AM	10:30 AM	04:00 PM
04:15 PM	04:30 PM	04:45 PM
05:00 PM	05:15 PM	05:30 PM
06:45 PM	06:00 PM	06:45 PM

Step 5 – Choose the **date, duration and time** you wish to book (only the time slots available will show up based on kids ages and capacity) and click “Next”.

Step 5/5

CONFIRM RESERVATION

Please confirm your reservation details.

Wednesday, September 28th, 2022
9:00 AM - 10:30 AM
[Edit](#)

PERSONAL INFORMATION

JEREMY KELSTROM
amy@alaris-us.com
123-456-7890
[Edit](#)

CHILD / CHILDREN

CADEN KELSTROM (Age 8)
JUDE KELSTROM (Age 2)
[Edit](#)

[Cancel](#) [← Prev](#) [Book →](#)

Step 6 – You will see all the details of the reservation and click **“Book”** at the bottom to complete. A confirmation email will be sent to you. You may rebook another or cancel right from your email.